



# Durability with a classic touch.

Available in  
base plate and  
embedded styles.

## Features and Benefits

- Prestressed steel and highest quality concrete are centrifugally cast for ultimate strength and long-term durability
- Natural stone and terrazzo aggregates maintain a like new appearance with virtually no maintenance
- Conforms to applicable sections of ACI, AASHTO, ASTM and PCI standards
- Exclusive 10-year warranty

## Colors and Finishes

A wide range of standard, pre-formulated and custom colors are available. The concrete shafts are lightly blasted to expose the texture and beauty of the natural stone. See separate Aggregates and Finishes sheet for details. We offer Amerishield™, a premium graffiti-resistant coating, as well as other durable sealers and protectants that further enhance colors, protect the concrete surface and aid in the removal of graffiti.

## Victorian V Pole

Capturing the ambiance of a bygone era, this octagonal Victorian pole features a tapered shaft, sturdy cone-shaped base and flared top that accentuates a variety of luminaire designs. The pole is equally suited for period architectural styles and contemporary environments.

Our Victorian Series lighting poles combine the charm of yesterday with the technology of today. Available in a variety of configurations, colors and finishes, the Victorian series provides architects and designers with many creative options.

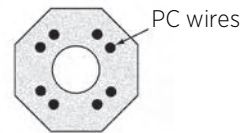
**Victorian V - Base plate style information**

Catalog Number	Pole Height "A"	Base OD	Anchor Bolt	Bolt Circle	Base Plate (Sq)	Ultimate G.L. Moment	Pole Weight
VBM03.0	10'-0"	18"	3/4" x 24" x 4"	24"	20"	12,000 ft lbs	600 ft lbs
VBM04.0	13'-0"	18"	3/4" x 24" x 4"	24"	20"	12,000 ft lbs	875 ft lbs
VBM04.6	15'-0"	20"	3/4" x 24" x 4"	24"	20"	15,000 ft lbs	975 ft lbs

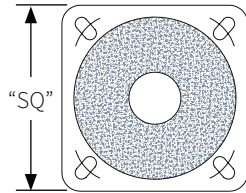
**Victorian V - Embedded style information**

Catalog Number	Pole Height "A"	Base OD	Embedded Depth "B"	Overall Length "OL"	Ultimate G.L. Moment	Pole Weight
VEM03.0	10'-0"	18"	4'-6"	14'-6"	12,000 ft lbs	750 lbs
VEM04.0	13'-0"	18"	4'-0"	17'-0"	12,000 ft lbs	1,000 lbs
VEM04.6	15'-0"	20"	4'-0"	19'-0"	15,000 ft lbs	1,200 lbs

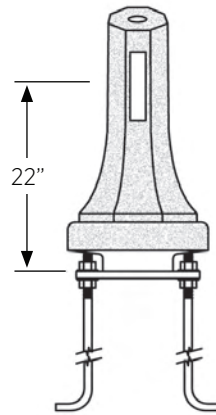
Top OD across the flats



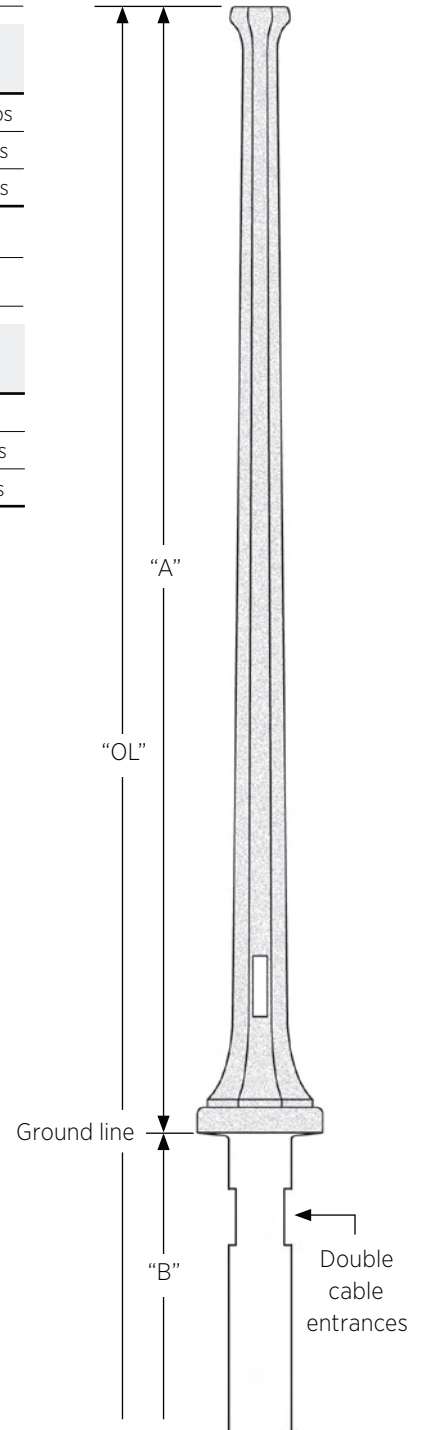
Shaft cross section detail



Slotted base plate prestressed to pole



Elevation  
See recommended "capping detail"



**Specifications** - Use Centrecon specifications

**Colors and finishes** - See Centrecon color selection guide

**Luminaire mounting** - See mounting options section for more information

**Anti-graffiti and sealer** - Optional coatings are available for added protection